



Measurement of cross sections for the reactions $^{65}\text{Cu}(n,\alpha)^{62}\text{gCo}$, $^{65}\text{Cu}(n,p)^{65}\text{Ni}$, $^{65}\text{Cu}(n,2n)^{64}\text{Cu}$, $^{58}\text{Ni}(n,2n)^{57}\text{Ni}$ and $^{58}\text{Ni}(n,p)^{58\text{m}+g}\text{Co}$ at 14.8 MeV neutron energy

A K M Harun-Ar-Rashid¹*, M U Khandaker¹, M N Islam¹, A K M M H Meaze¹, Sk A Latif², M A Halim², K Naher², M N Chowdhury², M S Uddin², M A Hafiz² and M M Rahman²

¹Department of Physics, Chittagong University, Chittagong 4331, Bangladesh

²Institute of Nuclear Science and Technology, Atomic Energy Research Establishment, Savar, Dhaka, Bangladesh

E-mail: harashid.phy@gmail.com

Received 20 November 2003, accepted 27 March 2006

Abstract : An accurate knowledge of the activation cross section is important for several applications, especially in neutron (reactor) dosimetry and for the design of future reactors. So the investigation of the interaction of fast neutrons with the potential structural materials of nuclear reactors are very important for variety of specific purposes in the development and application of fission and fusion reactor technology. Cross sections were measured for $^{65}\text{Cu}(n,\alpha)^{62\text{g}}\text{Co}$, $^{65}\text{Cu}(n,p)^{65}\text{Ni}$, $^{65}\text{Cu}(n,2n)^{64}\text{Cu}$, $^{58}\text{Ni}(n,2n)^{57}\text{Ni}$ and $^{58}\text{Ni}(n,p)^{58\text{m}+g}\text{Co}$ reactions at the neutron energy 14.8 MeV by activation technique in combination with high resolution HPGe detector gamma-ray spectrometry. The results were compared with earlier reported experimental and theoretical values.

Keywords : Neutron cross sections, nuclear reactions, activation technique, gamma-ray spectrometry, 14.8 MeV energy

PACS Nos : 28 20 Cz, 25 40 Fq, 25 40 Hs, 29 30 Kv, 28 52 Fa

1. Introduction

The study of neutron induced reactions in the neutron energy range 13–15 MeV has gained much importance in contemporary physics research mainly for the design of fusion reactors. The first effort to design a fusion energy reactor is based on the *D-T* reaction through which neutron produced in fusion plasma have primary energies 13–15 MeV. In fusion reactors, almost one third of all elements are expected to be used as structural materials. So, accurate knowledge of neutron interaction cross section at 13–15 MeV energies is essential for fusion conceptual design studies.

According to Steiner [1], Steiner *et al* [2] and Niidame *et al* [3], precise measurements of cross sections data at around 14 MeV neutron energy are of prime importance for the calculation of tritium breeding, radiation damage effects, radiation shielding, neutron multiplication, isotope production, energy deposition in the first wall and super

conducting magnet, fusion reaction and fissile fuel breeding in the fission-fusion hybrid system. The neutron activation cross section data has a great importance not only in nuclear technology applications but also in nuclear theory investigation, nuclear model testing production of long-lived radionuclides at around 14 MeV and dosimetry application.

A program was taken for activation cross section measurements mainly for fusion reactor structural materials by 14 MeV neutrons using J-25 neutron generator facility at INST, AERE, Savar, Dhaka in combination with high resolution HPGe detector gamma ray spectrometry. In this experimental program, (n,2n), (n,p) and (n, α) reactions were chosen as object since they occur predominantly at 14 MeV energy.

Qaim [4] has shown from his survey that the fast neutron data for the most reactions like (n,2n), (n,p), (n, α) are in many cases not known with high accuracy. From

*Corresponding Author

the analysis of literature data, it is shown that a large number of experimental cross section data at around 14 MeV were reported and great efforts were initiated on their compilations and evaluations but there are often unexplained inconsistencies [5] among the existing experimental data. The aim of the present work is to remove the existing discrepancies among the published values and contribute to the further evaluations of cross sections of $^{65}\text{Cu}(n,\alpha)^{62m}\text{Co}$, $^{65}\text{Cu}(n,p)^{65}\text{Ni}$, $^{65}\text{Cu}(n,2n)^{64}\text{Cu}$, $^{58}\text{Ni}(n,2n)^{57}\text{Ni}$ and $^{58}\text{Ni}(n,p)^{58m+g}\text{Co}$ reactions.

The investigations of the (n,p) reactions at around 14 MeV has a fundamental importance to correct the existing systematic of the cross sections of these reactions and other nuclear parameters and to compare with existing models of nuclei and nuclear reactions. This (n,p) reaction is responsible for the accumulation of hydrogen in materials leading to swelling and embrittlement both of which are destructive for the reactor support structures and the reactor pressure vessel. Thus, finally, it is responsible for shortening of reactor life time. So, hydrogen formation causing radiation damage through the (n,p) reaction is very important. Cross section measurement of (n, α) reaction is also necessary for calculating the radiation damage. The (n,2n) cross section data in the case of structural materials of a fusion reactor are important for the estimation of neutron multiplication.

Therefore, from the present need, we have chosen ^{65}Cu and ^{58}Ni as sample elements due to their use as magnet conducting material, potential first wall and structural materials of nuclear reactors, though the natural abundance of ^{65}Cu is relatively low (30.9%).

2. Experimental procedure

Square shaped (1 cm \times 1 cm) high purity nickel ($\geq 99\%$) and copper ($\geq 99.99\%$) foils (0.044 g and 0.0936 g, respectively) of natural isotopic abundance were prepared very precisely. The nickel and copper foils were sealed in thin polythene bags and sandwiched between three layers of aluminum flux monitor foils in the following order ($\text{Al}_1 + \text{Ni} + \text{Al}_2 + \text{Cu} + \text{Al}_3$). The sandwiched sample was placed at 0° angle with respect to the direction of deuteron beam. The irradiation was carried out by J-25 (AID, FRANCF) neutron generator at the Institute of Nuclear Science and Technology, Atomic Energy Research Establishment, Savar, Dhaka where neutrons were produced via $^3\text{H}(d,n)^4\text{He}$ reaction. The main operational parameters of the neutron generator were the following: High voltage -110 KV, Beam current-100 μA , Beam diameter-0.5 cm.

The energy of the incident neutrons in this position,

was determined in this laboratory by the ratio of the cross sections of the reactions $^{90}\text{Zr}(n,2n)^{89}\text{Zr}$ and $^{91}\text{Nb}(n,2n)^{92m}\text{Nb}$ (so called Zr/Nb method) [6]. In the present work, the irradiation time was 1 hour. During the irradiation, the relative changes of the neutron production as a function of time were monitored by a BF₃ long counter placed at 200 cm from the target and 45° relative to deuteron beam direction. In the present experiment, the actual neutron flux was determined using the standard monitor reaction: $^{27}\text{Al}(n,\alpha)^{24}\text{Na}$, $t_{1/2} = 15.02$ h, $E_\gamma = 1369.6$ keV where the known cross section value was taken from Vonach [7]. After irradiation, the counting was done with the aid of a high resolution HPGe detector. The gamma ray spectra were analyzed by a CANBERA MODEL 2001 multichannel Analyzer (PC based MCA with S-100 software). For minimizing the total background counts, the detector was well-shielded with lead. The resolution at 1173 keV and 1332 keV of the HPGe detector was measured using the calibrated source ^{60}Co and its efficiency was measured using the standard sources ^{22}Na , ^{57}Co , ^{60}Co , ^{113}Ba and ^{137}Cs .

The usual background counts for 511 keV gamma ray were subtracted from the total photo-peak intensity to obtain the real contribution of the same gamma line. Before measurement of the activity of the product nuclei, sufficient cooling time was allowed for the decay of the short-lived components. The count rates at the end of irradiation were subjected to usual corrections for the dead time loss, efficiency of the detector and gamma transition intensity. The activities of the radioactive products were determined from the corrected count rate. After determining the activity, the cross section values were calculated using the well known activation equation

$$A(DPS) = N\sigma\phi(1 - e^{-\lambda t_i}),$$

where A = present activity, N = total no. of target nuclide, σ = cross section, λ = decay constant, t_i = irradiation time

3. Theoretical calculation

The theoretical code SINCROSS-II [8], a revised version of the SINCROSS-I [9], which is a joint program of the codes ELIESE [10] and GNASH [11] so called EGANASH, has been used to evaluate the cross section. In this code, the global-optical model potential parameters are employed to calculate the transmission coefficients. The key points of the cross section calculation are the determination of level density parameters of nuclei and the rate of contribution of pre-equilibrium and direct processes to the

statistical process. In this calculation, a composite formula adopted by Gilbert and Cameron [12] was used for level density function in which the discrete level region, constant temperature formula and the Fermi-gas model are used.

4. Results and discussion

The investigated reactions and the decay data of the product nuclei used in the cross section measurements are given in Table 1 [13]. To calculate neutron flux in the sample position, the reaction $^{27}\text{Al}(n,\alpha)^{24}\text{Na}$ has been used as monitor reaction. In the present experiment, the neutron activation cross sections for the reactions $^{65}\text{Cu}(n,p)^{65}\text{Ni}$, $^{65}\text{Cu}(n,\alpha)^{62m}\text{Co}$, $^{65}\text{Cu}(n,2n)^{64}\text{Cu}$, $^{58}\text{Ni}(n,2n)^{57}\text{Ni}$ and $^{58}\text{Ni}(n,p)^{58m}\text{Co}$ at 14.8 MeV is summarized in Table 2. Each cross section value is based on two or three independent measurements and the error associated within the measured cross section values are the statistical and systematic errors. The principal sources of systematic uncertainties and their magnitude (%) taken into the present investigation, are given in Table 3.

Table 1. Decay data of activation product [13]

Reaction	Half life of the product	Gamma ray energy (keV)	Gamma ray intensity (%)
$^{65}\text{Cu}(n,\alpha)^{62m}\text{Co}$	13.9 mins	1172	99
$^{65}\text{Cu}(n,p)^{65}\text{Ni}$	2.52 hrs	1115.5	15.2
$^{65}\text{Cu}(n,2n)^{64}\text{Cu}$	12.74 hrs	511	37
$^{58}\text{Ni}(n,2n)^{57}\text{Ni}$	36 hrs	1377.6	84.9
$^{58}\text{Ni}(n,p)^{58m}\text{Co}$	70.78 days	810.6	99.4

Table 2. Measured cross section at neutron energy 14.8 MeV

Reaction	Total no of target nuclei	Neutron flux \pm Relative error (%) n/cm ² /sec	Cross section \pm Total error (mb)
$^{58}\text{Ni}(n,2n)^{57}\text{Ni}$			23.75 \pm 2.84
$^{58}\text{Ni}(n,p)^{58m}\text{Co}$	3.0640 $\times 10^{20}$	780699.49	384.27 \pm 33.12
$^{65}\text{Cu}(n,\alpha)^{62m}\text{Co}$			8.89 \pm 1.27
$^{65}\text{Cu}(n,p)^{65}\text{Ni}$	2.7413 $\times 10^{20}$	702332.52	18.83 \pm 1.70
$^{65}\text{Cu}(n,2n)^{64}\text{Cu}$			850.41 \pm 103.66

The cross sections data measured in the present experiment has been compared with the available literature [14–51] data and are shown in Figures 1–5 together with the evaluated data from different libraries [52–54] and also with our theoretical calculations by using SINCROSS-II [8].

The results of the present experiment are in good agreement with the measurements of the reaction cross sections for ^{65}Cu which gives the accuracy of the

Table 3. Principal sources of systematic error and their magnitude considered in the cross section results

Sources of uncertainty	Magnitude (%)
Efficiency of the detector	2
Neutron absorption and scattering within the sample	0.5
Self absorption of gamma ray in a sample	0.5
Neutron flux variation with time	1
Sample weight	≤ 1
Error in absolute neutron flux determination	3
Irradiation geometry	0.5–1.5
Decay data	0.3–1.0
Gamma ray emission probability	0.3–1.0
Error in peak area analysis	1.0–1.5

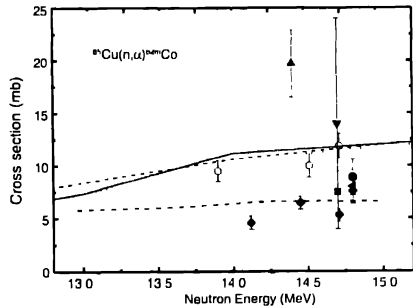


Figure 1. The excitation function of the $^{65}\text{Cu}(n,\alpha)^{62m}\text{Co}$ reaction with the symbols followed by the corresponding works: ● Present, ■ Kantale [18], ▲ Clator [14], ▼ Bramlit [15], ◆ Csepak [16], ◀ Artemev [17], ○ Molla [19], -- JENDL-3.3 [21], --- ENDF/B-VI [20], JLF-3.1 [22], - - SINCROSS-II.

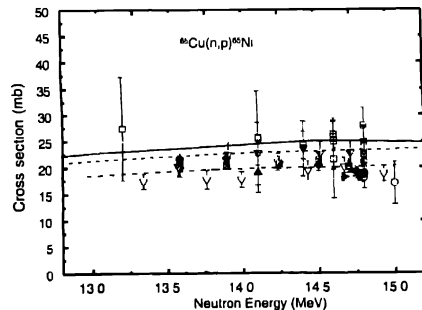


Figure 2. The excitation function of the $^{65}\text{Cu}(n,p)^{65}\text{Ni}$ reaction with the symbols followed by the corresponding works: ● Present, ■ Sigg [33], ▲ Forbes [31], ▼ Clator [14], ◆ Santry [27], ◀ Meadows [28], ► Ryves [24], □ Bormann [34], ○ Depraz [32], △ Peplink [29], ▽ Ikeda [30], ⊞ Dresler [36], ⊗ Prasad [23], ⊞ Ngoc [35], ⊙ Gupta [25], ▽ Molla [19], ⊞ Filatenkov [26], -- JENDL-3.3 [21], --- ENDF/B-VI [20], ... JEFF 3.1 [22], - - SINCROSS-II.

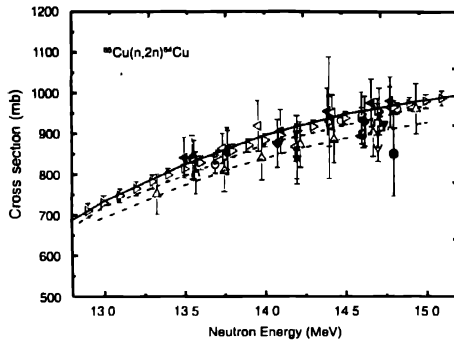


Figure 3. The excitation function of the $^{65}\text{Cu}(n,2n)^{64}\text{Cu}$ reaction with the symbols followed by the corresponding works: ● Present, ■ Sigg [33], ▲ Barrall [50], ▼ Meadows [28], ◆ Ngoc [35], ◀ Csikai [39], ► Clator [14], ★ Nagel [38], □ Qaim [37], ○ Winkler [40], △ Ikeda [30], ▽ Vonuch [41], ◁ Filatenkov [26], ▷ Lupenas [42], -- JENDL-3.3 [21], - - ENDF/B-VI [20], JEFF 3.1 [22], - - SINCROSS-II

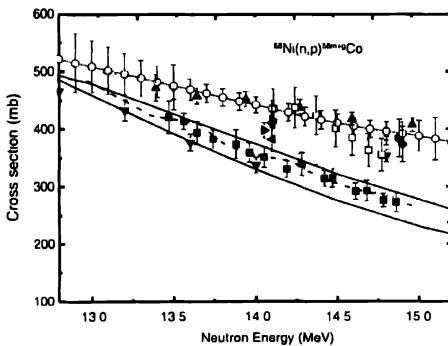


Figure 4. The excitation function of the $^{58}\text{Ni}(n,p)^{58m}\text{Co}$ reaction with the symbols followed by the corresponding works: ● Present, ■ Filatenkov [26], ▲ Okumura [44], ▼ Paulsen [45], ◆ Borman [34], ◀ Swinhoe [46], ► Kobayashi [47], ★ Garlea [48], □ Glover [32], ○-○ Lupenas [42], - - ENDF/B-VI [20], JEFF 3.1 [22], - - JENDL-3.3 [21], - - SINCROSS-II

measurements, but those for ^{58}Ni do not agree with the reported experimental data and with the evaluated values.

The measured cross section obtained in the present work for $^{65}\text{Cu}(n,\alpha)^{62m}\text{Co}$ is shown in Figure 1 along with other experimental data of this reaction and cross section for the reaction $^{65}\text{Cu}(n,\alpha)^{62m+g}\text{Co}$ which is the sum of the cross sections of the reactions $^{65}\text{Cu}(n,\alpha)^{62m}\text{Co}$ and $^{65}\text{Cu}(n,\alpha)^{62g}\text{Co}$. For $^{65}\text{Cu}(n,\alpha)^{62m}\text{Co}$ reaction, the literature data are inadequate till now. Only a few published data are available for this reaction at 13–15 MeV neutron energy. The present value obtained at 14.8 MeV neutron

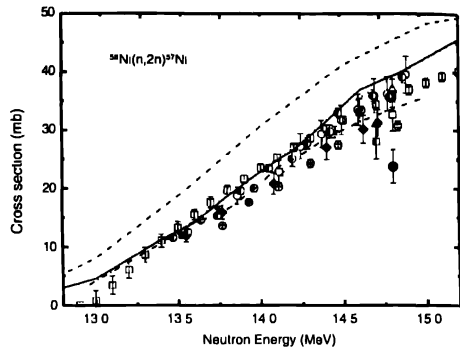


Figure 5. The excitation function of the $^{59}\text{Ni}(n,2n)^{57}\text{Ni}$ reaction with the symbols followed by the corresponding works: ● Present, ▲ Bramlitt [15], ▼ Barral [50], ◆ Ngoc [35], ★ Raics [51], □ Ribansky [52], ○ Viennot [53], ○ Glover [49], △ Garlea [48], ■ Osman [54], ◐ Filatenkov [26], ◑ Lupenas [42], - - JENDL-3.3 [21], - - ENDF/B-VI [20], JEFF 3.1 [22], - - SINCROSS-II

energy is 8.89 ± 1.27 mb. Clator [14] and Bramlitt [15] measured the cross section for this reaction, but it seems that these cross sections are for the reactions $^{65}\text{Cu}(n,\alpha)^{62}\text{Co}$ and are higher (clear information is not given in the literature). Cserpak [16] and Artemev [17] measured these cross sections and their results agree with the present measurement at 14.8 MeV neutron energy within the statistical error, though Cserpak data for 14.5 MeV energies is smaller than the expected value. Kantele [18] measured the cross sections for this reaction at 14.4 MeV and the trend of his result agrees with the present value. Molla [19] measured the cross sections for other energies but are higher and seems to be the cross sections for the reaction $^{65}\text{Cu}(n,\alpha)^{62g}\text{Co}$. ENDF/B-VI [52], JENDL 3.3 [53] and JEFF 3.1 [54] evaluations of the cross sections for the reaction $^{65}\text{Cu}(n,\alpha)^{62g+g}\text{Co}$ are also shown in Figure 1 and are higher than the present values which indicated the accuracy of the present measurement.

In the present work, the measured cross section for $^{65}\text{Cu}(n,p)^{65}\text{Ni}$ at 14.8 MeV neutron energy is 18.83 ± 1.70 mb. The present result together with other measurements and evaluations are shown in Figure 2. At 14.8 MeV energy, measurements of Prasad [20], Ryves [21] and Gupta [22] are available. Their data agree well with the present result. The measurements of the cross sections for the above reaction at around 14.8 MeV of Filatenkov [23], Santry [24], Meadows [25] and Peplink [26] also agree with the present data. The trend of the data of the measurement of Ikeda [27], Frobes [28] and Depraz [29] also agree with the present data. The measured cross

section values of the present work are also in agreement with the trend of the other reported data of Sigg [30] and Clator [14]. The measured data of Bormann [31], Ngoc [32], Molla [19], Dresler [33] and the evaluations of ENDF/B-VI [52], JENDL 3.3 [53] and JEFF 3.1 [54] are higher than the present measurement data.

The measured cross section obtained in the present work for $^{63}\text{Cu}(n,2n)^{62}\text{Cu}$ reaction is 850.41 ± 103.66 mb at 14.8 MeV neutron energy which is shown in Figure 3 together with other measurements and evaluations. The cross section for this reaction has been measured by Sigg [30], Qaim [34], Nagel [35], Clator [14], Csikai [36], Ngoc [32], Meadows [25], Winkler [37], Ikeda [27], Vonach [38], Filatenkov [23] and Lapenas [39]. The measurement of Vonach at 14.7 MeV fairly agrees with the present value within the statistical error. Other measurements are higher and the evaluations of ENDF/B-VI [52], JENDL 3.3 [53] and JEFF 3.1 [54] are also higher. The evaluations were based on the measurements, therefore they are higher. The cross sections for the above reaction are examined carefully, for example though the cross sections of n,γ reaction is low (about 2.56 mb, [40]), due to the higher abundances of ^{63}Cu , the contribution from the reaction $^{63}\text{Cu}(n,\gamma)^{64}\text{Cu}$ was checked but found negligible, which is about 0.7% or 6 mb only. Therefore, our measurement is reliable and the cross section is accurate. The data for this reaction should be revised.

The measured cross section in the present work for $^{58}\text{Ni}(n,p)^{58}\text{Co}$ reaction is 384.27 ± 33.12 mb at neutron energy 14.8 MeV. The cross section for this reaction has been measured by Lapenas [39], Filatenkov [23], Okumura [41], Paulsen [42], Borman [31], Swinhoe [43], Kobayashi [44], Garlea [45] and Glover [46]. The measurements are divided in two groups, one lead by Lapenas and other by Filatenkov. The results of the present measurements together with the previous measurements and evaluations are shown in Figure 4. Our measurement data agree well with the measurements of Garlea, Lapenas, Okumura and Kobayashi, but higher to the measurements of Filatenkov, Paulsen and all evaluations. In the figure, it is seen that the former evaluations were based on Lapenas measurements and later on re-evaluations were done on the basis on Filatenkov measurements. In the re-evaluation of JEFF 3.1, values of the former evaluation up to 13.5 MeV are kept unchanged and at higher energy, re-evaluations are based on Filatenkov data. But from our measurement, we may conclude that the former evaluations were correct.

The measured cross section obtained in the present work for $^{58}\text{Ni}(n,2n)^{57}\text{Ni}$ reaction is 23.75 ± 2.84 mb at 14.8

MeV neutron energy which is shown in Figure 5 together with other measurements and evaluations. The cross section for this reaction has been measured by Barrall [47], Bramlitt [15], Ngoc [32], Raics [48], Ribansky [49], Viennot [50], Glover [46], Garlea [45], Osman [51], Filatenkov [23] and Lapenas [39]. Our measured value is smaller than all other measurements and evaluations which is justified by our measurement of $^{63}\text{Cu}(n,2n)^{62}\text{Cu}$ reaction cross section. The cross sections at around 15 MeV are small and are difficult to measure. The evaluations of ENDF/B-VI [52], JENDL 3.3 [53] and JEFF 3.1 [54] are higher, especially JENDL 3.3 evaluations are very high and need to re-evaluate all the evaluated data. The evaluations were based on the measurements, therefore they are higher. The data for this reaction should be revised.

5. Conclusion

There are large discrepancies among the experimental data. The major sources of discrepancies depend upon the difference of experimental conditions and the standard decay data. Therefore, we can conclude that there are still strong needs for measured activation cross section data.

The measured cross section values obtained from the present experiment show significant improvement in accuracy in comparison with previously reported data. In the present experiment, the most modern equipment are used which were not available to the previous workers. It is therefore, expected that the measured cross section data from the present work will be useful for fission and fusion reactor technology applications, new evaluations of cross sections, dosimetry files and also to a detailed future theoretical calculation of nuclear models. The large discrepancy with the present measured values especially in $(n,2n)$ reaction for Cu and Ni targets demands further experiments.

References

- [1] D Steiner *Nucl. Sci. Engg.* **58** 107 (1975)
- [2] D Steiner and M T Ollius *Nucl. Fusion* **14** 158 (1974)
- [3] J Nudame, M Hiyakatake, N Koori, I Kanabe and M Mataba *Nucl. Phys.* **A245** 509 (1975)
- [4] S M Qaim *Proc. Int. Conf. on Nuclear Cross Sections and Technology* (Washington DC, USA) March 1975, NBS-Special Publication **425** 664 (1975)
- [5] N P Kocherov and P K McLaughlin *Documentation Series of the IAEA Nuclear Data Section, IAEA-NDS-141* Rev. 4, March 1999 (1999)
- [6] R U Miah *PhD Thesis* (Dhaka University, Bangladesh) (1996)

- [7] H Vonach *IAEA Tech Rep Series* **227** 59 (1983)
- [8] N Yamamoto *A Nuclear Cross Section Calculation System with Simplified Input-Format Version-II, (SINCROS-II), JAERI-M 90-006* (1990)
- [9] N Yamamoto *A Nuclear Cross Section Calculation System with Simplified Input Format Version-I, (SINCROS-I), JAERI-M 88-140* (1988)
- [10] S Igarashi *Program ELIASE-3 Program for Calculation of the Nuclear Cross Section by Using Local and Non-Local Optical Models and Statistical Model, JAERI 1224* (1972)
- [11] P G Young and E D Arthur *GNASH - A Pre-equilibrium, Statistical Nuclear-Model Code for Calculation of Cross Sections and Emission Spectra, LA-6947* (1977)
- [12] A Gilbert and A G W Cameron *Can J Phys* **43** 1446 (1965)
- [13] E Browne and R B Firestone *Table of Radioactive Isotopes* (ed) V S Shirley (New York, USA, Wiley) (1986)
- [14] J G Clator *Dissertation Abstracts/B (Sciences)* **30** 2850 (1969)
- [15] F T Bramlitt and R W Fink *Phys Rev* **131** 2649 (1963)
- [16] F Cserpak, S Sudar, J Csikai and S M Qaim *Phys Rev* **C49** 1525 (1994)
- [17] O I Artem'ev, I V Karachevskii, V N Levkovskii, V L Poznyak and V F Reutov *Atomnaya Energiya* **49** 195 (1980), *Soviet Atomic Energy* **49** 655 (1980)
- [18] J Kantele and D G Gardner *Nucl Phys* **35** 353 (1962)
- [19] N I Molla, R U Miah, S Basunia, S M Hossain and M Rahman *Proc Conf Nuclear Data for Science and Technology* (Gatlinburg, Tennessee, USA), May 1994, **2** 938 (1994)
- [20] R Prasad and D C Sarkar *Nuova Cim* **A3** 467 (1971)
- [21] T B Ryves, P Kolkowsky and K J Zieba *Mitologia* **14** 127 (1978), *Nuclear Energy* **27** 139 (1973), *Nucl Instrum Meth in Phys Res* **135** 455 (1976)
- [22] J P Gupta, H D Bhardwai and R Prasad *Pramana* **24** 637 (1985)
- [23] A A Ilatenkov, S V Chuvacv, V N Aksenov, V A Yakovlev, A V Malyshevkov, S K Vasil'ev, M Avrigeanu, V Avrigeanu, D L Smith, Y Ikeda, A Wallner, W Kutschera, A Priller, P Steier, H Vonach, G Mertens and W Rochow *Vop At Nauki i Tekhn, Ser Yadernye Konstanty* **12** 8 (1996), *Khlopim Radiev Inst, Leningrad Reports-252*, May 1999 (1999)
- [24] D C Santry and J P Butler *Can J Phys* **44** 1183 (1965)
- [25] J W Meadows, D L Smith, M M Bretscher and S A Cox *Ann Nucl Energy* **14** 489 (1987)
- [26] R Pepelnik, B Anders, B M Bahaf and M Farooq *Prog Rep From CEC-Countries and CLC to NEANDC (E)* **5** June 1985, p32 (1985)
- [27] Y Ikeda, C Konno, K Oishi, T Nakamura, H Miyade, L Kawade, H Yamamoto and T Katob *Report JAERI Tokai Report Series-1312*, 1988 (1988)
- [28] S G Forbes *Phys Rev* **88** 1309 (1952)
- [29] M J Depraz, G Legros and M R Sallin *Physique* **21** 377 (1960)
- [30] R A Sigg *Dissertation Abstracts/B (Sciences)* **37** 2237 (1976)
- [31] M Bormann, S Cierjacks, E Fietwurst, K J Giesicke, H Neuert and H Pollehn *Zeitschrift Fuer Physik, Section* **174** 1 (1963), M Bormann and B Lammers *Nucl Phys* **A130** 195 (1969), M Bormann, F Dreyer and U Zielinski *Report From Euratom Countries + Euratom To Eandc-66*, February 1966, p42 (1966), M Bormann, U Seebeck, W Voights and G Woeller *Nucl Phys* **68** 387 (1965); M Bormann, F Dreyer, H Neuert, I Riehle and U Zielinski *Proc Nucl Data For Reactors Conf* (Paris, France), April 1966, **1** 225 (1966)
- [32] P N Ngoc, S Gueth, T Deak and A Kiss *Thesis or Dissertation*, (Ngoc 1980) (1980)
- [33] J Diesler, J Araminowicz and U Garuska *Prog Rep Inst Badan Jadrr (Nuclear Research), Swierk+Warsaw, Repts-1464*, May 1973, **12** (1973)
- [34] S M Qaim and N I Molla *Nucl Phys* **A283** 269 (1977), *Nucl Phys* **A185** 614 (1972)
- [35] W Nagel *Nuclear Energy* **20** 475 (1966), *Physica* (Utrecht) **31** 1091 (1965), *Physica* (Utrecht) **30** 775 (1964)
- [36] J Csikai *Proc Internatl Conf Nuclear Data for Science and Technology* (Antwerp, Belgium), September 1982, p414 (1982)
- [37] G Winkler and T B Ryves *Ann Nucl Energy* **10** 601 (1983)
- [38] H K Vonach, W G Vonach, H Muenzer and P Schrammel *Nucl Phys* **A118** 9 (1968)
- [39] A A Lapenas, Kh Ja Bondars and Ja K Vejnbegs *Vop At Nauki i Tekhn, Ser Yadernye Konstanty* **15** 63 (1974)
- [40] J L Perkin, L P O'connor and R F Coleman *Proc Phys Soc* **72** 505 (1958)
- [41] S Okumura *Nucl Phys* **A93** 74 (1967)
- [42] A Paulsen and H Liskien *Nukleonik* **7** 117 (1965), *Proc Radiation Measurements Conference* (Berkeley, USA) September 1966, p352 (1966)
- [43] M T Swinhoe and C A Uttley *A E R E Harwell Reports-26*, March 1979, p39 (1979)
- [44] K Kobayashi and I Kimura *Proc Conf Nuclear Data for Science and Technology* (Mito 1988), p261 (1988), *Prog Rep, NEA NDC (J)-116*, September 1985 (1985)
- [45] I Garlea, Chr Miron-Garlea, H N Rosu, G Fodor and V Raducu *Rep Prog Phys* **37** 19 (1992), *Romanian Report to the I N D C 017*, July 1986, p22 (1986)
- [46] R N Glover and E Weigold *Nucl Phys* **29** 309 (1962)
- [47] R C Barrall, J A Holmes and M Silbergeld *Report, Afwl-Tr-68 134*, March 1969 (1969)
- [48] P Raics, I Paszti, S Daroczy and S Nagy *Atomki Kozelemenyri* **23** 45 (1981)
- [49] I Ribansky, J Kristiak, L Stoeva and C Pantelev *Czech J Phys* **B35** 1128 (1985), *Csrr Report to the I N D C -7*, July 1985 (1985)
- [50] M Viennot, M Berrada and G Paic *Soviet J Nucl Sci Engg* **108** 289 (1991)
- [51] K T Osman and F I Habbani *Sudanese Report to the I N D C 001*, October 1996 (1996)

- [52] R Kinsey *Evaluated Neutron Data File, ENDF/B-VI, ENDF/B Summary Documentation ENDF-201, 3rd Edn* (Brookhaven National Laboratory, USA), (1979), Data Evaluation for Cu by A Koning, M Chadwick Hetrick and Data evaluation for Ni by S Chiba, M B Chadwick and Larson (2001)
- [53] N Yamamuro and T Kakita *Japanese Evaluated Nuclear Data Library, Version-3 (JENDL-3 3)*, JAERI (2002), S Iijima *Japanese Evaluated Nuclear Data Library, Version-3 (JENDL-3 3)*, JAERI (2002)
- [54] A Koning, M Chadwick and Hetrick *The Joint Evaluated Fission and Fusion File (JEFF-3 1) – an evaluated library, co-ordinated by the NEA Data Bank, May 2005* (2005)